


# BEFORE TRAVELING CHECKLIST

01

## TYRES

Regularly check your tyre pressures. Look out for cuts or wear, making sure your tread is within legal limits.



02

## ENGINE OIL

Use your dipstick to check oil levels and before any long journey. Top up if needed.



03

## WATER

While your engine's cold, check your coolant level is between the MIN and MAX marks.



04

## WINDSCREEN WIPERS

Replace your windscreen wipers once a year to prevent smearing.



05

## SCREENWASH


Keep it regularly topped up with a good screenwash additive, one that prevents it from freezing and clears oily grime.



06

## WINDSCREEN

Keep an eye out for stone damage and, if you spot any chips, get them repaired.



07

## POWER STEERING

Make sure your garage fills your hydraulic fluid reservoir when they service your car.



08

## LIGHTS


Check all your lights, including indicators, reversing lights, brake lights and fog lights. Always drive with your lights on as required by law.



09

## BATTERY

If the battery in your car is more than a couple years old, check that the terminals are corrosion-free, while the positive and negative leads are tight.



10

## HOSES

Designed to hold coolant under pressure, these are subject to extremes shifts of temperature. If you spot any cracks or pinholes, get them repaired.



DEBMARINE NAMIBIA

A NAMIBIA DE BEERS PARTNERSHIP

Driving Safely is a Social Responsibility

SOURCES:  
AA | Automobile Association Developments Limited ([www.theaa.com](http://www.theaa.com))  
The MIRROR | ([www.mirror.co.uk](http://www.mirror.co.uk))